

x550 Series

Stackable 10 Gigabit Intelligent Switches



The Allied Telesis x550 Series of stackable 10 Gigabit Layer 3 switches have capacity and resiliency coupled with easy management, meeting the needs of even the most demanding network core and distribution applications.



Overview

Allied Telesis x550 switches are high performing and feature-rich, making them the ideal choice for today's networks.

Three models provide 16 x 1G/10G copper, 16 x 1G/10G SFP+ slots, or 8 x 1G/2.5G/5G/10G copper and 8 x 1G/10G SFP+ slots, all with two 40G uplinks. With the power of Allied Telesis Virtual Chassis Stacking (VCStack™), the x550 Series is ideal for the network core, and demanding distribution applications.

Network automation

Vista Manager™ EX bundled with Allied Telesis Autonomous Management Framework™ (AMF) meets the increasing management requirements of modern networks. While AMF allows an entire network to be securely and easily managed as a single virtual device, Vista Manager EX provides an intuitive and powerful graphical tool for monitoring and managing AMF wired and Autonomous Wave Control (AWC) wireless devices.

Device and network management

The Device GUI on the x550 Series enables graphical monitoring of key switch features to support easy management.

Integrated into the Device GUI, Vista Manager™ mini supports visibility and management of AMF wired and AWC wireless network devices, making it ideal as a one-stop solution for small to medium-sized networks.

AWC is an intelligent, easy to use Wireless LAN controller that automatically maintains optimal wireless coverage. Vista Manager mini includes AWC floor and heat maps showing wireless coverage. It also supports AWC Channel Blanket hybrid operation, providing maximum

performance and seamless roaming, as well as AWC Smart Connect for simplified deployment, and a resilient Wi-Fi network solution using wireless uplink connectivity.

Resiliency

Converging network services means increasing demand for highly available networks with minimal downtime. VCStack, in conjunction with link aggregation, provides a network with no single point of failure, and provides access application resiliency.

Ethernet Protection Switched Ring (EPSRing™), and the standards-based G.8032 Ethernet Ring Protection, ensure distributed networks have high-speed access to online resources and applications.

High-speed wireless

The spread of high-speed wireless (802.11ac or "Wave2") is problematic for network infrastructure. Unless the infrastructure is upgraded to cope with increased speeds, it creates a bottleneck which negatively impacts the effectiveness of the wireless network. But increasing speeds from 1 Gigabit has traditionally meant moving to 10 Gigabit. This requires new cabling, which is expensive and time consuming to install.

The x550-18XSPQm solves these issues because it provides support for 2.5 and 5 Gigabit. At this speed, the wireless network runs at full capacity, and there is no need to replace existing Cat5E and Cat6 cables.

Secure

The x550 Series offers powerful control over network traffic types, secure management options, loop guard to protect against cabling mistakes, and tri-authentication for comprehensive access control.

Future-proof

The x550 Series ensures a future-proof network, with superior flexibility coupled

with the ability to stack multiple units. All x550 Series models feature 40 Gigabit uplinks ports, and support OpenFlow and a comprehensive IPv6 feature set, to ensure they are ready for SDN and future network traffic demands.

Environmentally friendly



The x550 Series supports Energy Efficient Ethernet (EEE), automatically reducing the power consumed by the switch whenever there is no traffic on a port.

Key Features

- ▶ Autonomous Management Framework (AMF) Master
- ▶ Continuous PoE
- ▶ VCStack up to 4 units at any port speed
- ▶ VCStack-LD for long distance stacking
- ▶ 40G uplinks
- ▶ 4 x 10G breakout cables for 40G ports
- ▶ 2.5G for high-speed wireless applications
- ▶ OpenFlow v1.3
- ▶ EPSR and G.8032 Ethernet Ring Protection
- ▶ EPSR Master
- ▶ Precision Time Protocol (PTP) Transparent Mode
- ▶ AT-Vista Manager mini enables:
 - ▶ Wired and wireless network visibility
 - ▶ AWC wireless network management
 - ▶ AWC-Channel Blanket hybrid wireless
 - ▶ AWC-Smart Connect wireless uplinks

Key Features

Vista Manager mini

- ▶ Integrated into the Device GUI, Vista Manager mini provides full network visibility of AMF wired and AWC wireless devices. Manage and simplify wireless deployment with AWC-Smart Connect, and support optimal wireless performance from AWC hybrid operation with maximum throughput and a seamless Wi-Fi user experience.

Allied Telesis Autonomous Management Framework™ (AMF)

- ▶ Allied Telesis Autonomous Management Framework (AMF) is a sophisticated suite of management tools that provide a simplified approach to network management. Powerful features like centralized management, auto-backup, auto-upgrade, auto-provisioning and auto-recovery enable plug-and-play networking and zero-touch management.
- ▶ Any x550 Series switch can operate as the AMF network master, storing firmware and configuration backups for other network nodes. The AMF master enables auto-provisioning and auto-upgrade by providing appropriate files to new network members. New network devices can be pre-provisioned making installation easy because no on-site configuration is required.
- ▶ AMF Guestnode allows Allied Telesis wireless access points and further switching products, as well as third party devices such as IP phones and security cameras, to be part of an AMF network.

AWC Wireless Management

- ▶ Optimize wireless network performance with the Autonomous Wave Controller (AWC), built-in to the x550 Series. AWC analyzes wireless traffic patterns and automatically reconfigures access points to meet demand.
- ▶ Wireless network operation in multi-channel, single-channel (Channel Blanket), and hybrid (multi-channel and Channel Blanket) modes, supports maximum data throughput and seamless roaming for the most flexible wireless solution available.
- ▶ AWC-Smart Connect (AWC-SC) enables plug-and-play wireless network growth, as new APs only need a power connection, and will then automatically create resilient wireless uplink connections to other APs.

Virtual Chassis Stacking (VCStack™)

- ▶ Create a VCStack of up to four units with 160Gbps of stacking bandwidth to each unit. Stacking links are connected in a ring so each device has dual connections to further improve resiliency. VCStack provides a highly available system where network resources are spread out across stacked units, reducing the impact if one of the units fails. Aggregating switch ports on different units across the stack provides excellent network resiliency.

Long-Distance Stacking (VCStack-LD)

- ▶ Long-distance stacking allows a VCStack to be created over longer distances, perfect for a distributed network environment.

Flexible Deployment

- ▶ The compact x550-18XTQ and x550-18XSQ enable easy deployment, and 2 units can be

installed side-by-side in 1RU, saving valuable rack space. VCStack enables a single 32-port 1RU virtual unit with built-in resilience.

Ethernet Protection Switched Ring (EPSRing™)

- ▶ EPSRing and 10 Gigabit Ethernet allow several x550 switches to form high-speed protected rings capable of recovery within as little as 50ms. This feature is perfect for high performance and high availability in enterprise networks. x550 Series switches can act as the EPSR Master.

G.8032 Ethernet Ring Protection

- ▶ G.8032 provides standards-based high-speed ring protection, that can be deployed stand-alone, or interoperate with Allied Telesis EPSR.
- ▶ Ethernet Connectivity Fault Monitoring (CFM) proactively monitors links and VLANs, and provides alerts when a fault is detected.

Loop Protection

- ▶ Thrash limiting, also known as rapid MAC movement, detects and resolves network loops. It is highly user-configurable — from the rate of looping traffic to the type of action the switch should take when it detects a loop.
- ▶ With thrash limiting, the switch only detects a loop when a storm has occurred, which can potentially cause disruption to the network. To avoid this, loop detection works in conjunction with thrash limiting to send special Loop Detection Frame (LDF) packets that the switch listens for. If a port receives an LDF packet, you can choose to disable the port, disable the link, or send an SNMP trap. This feature can help to detect loops before a network storm occurs, avoiding the risk and inconvenience of traffic disruption.

Power over Ethernet Plus (PoE+)

- ▶ With PoE, a separate power connection to media endpoints such as IP phones and wireless access points is not necessary. PoE+ reduces costs and provides even greater flexibility, providing the capability to connect devices requiring more power (up to 30 Watts) such as pan, tilt and zoom security cameras.

Continuous PoE

- ▶ Continuous PoE allows the switch to be restarted without affecting the supply of power to connected devices. Smart lighting, security cameras, and other PoE devices will continue to operate during a software upgrade on the switch.

Voice VLAN

- ▶ Voice VLAN automatically separates voice and data traffic into two different VLANs. This automatic separation places delay-sensitive traffic into a voice-dedicated VLAN, which simplifies QoS configurations.

Open Shortest Path First (OSPFv3)

- ▶ OSPF is a scalable and adaptive routing protocol for IP networks. The addition of OSPFv3 adds support for IPv6 and further strengthens the Allied Telesis focus on next generation networking.

sFlow

- ▶ sFlow is an industry-standard technology for monitoring high-speed switched networks. It

provides complete visibility into network use, enabling performance optimization, usage accounting/billing, and defense against security threats. Sampled packets sent to a collector ensure it always has a real-time view of network traffic.

VLAN Mirroring (RSPAN)

- ▶ VLAN mirroring allows traffic from a port on a remote switch to be analyzed locally. Traffic being transmitted or received on the port is duplicated and sent across the network on a special VLAN.

Active Fiber Monitoring

- ▶ Active Fiber Monitoring prevents eavesdropping on fiber communications by monitoring received optical power. If an intrusion is detected, the link can be automatically shut down, or an operator alert can be sent. Active Fiber Monitoring is supported on fiber data and fiber stacking links.

Tri-authentication

- ▶ Authentication options on the x550 Series also include alternatives to IEEE 802.1x port-based authentication, such as web authentication, to enable guest access and MAC authentication for endpoints that do not have an IEEE 802.1x supplicant. All three authentication methods—IEEE 802.1x, MAC-based and Web-based—can be enabled simultaneously on the same port for tri-authentication.

TACACS+ Command Authorization

- ▶ TACACS+ Command Authorization offers centralized control over which commands may be issued by each specific AlliedWare Plus device user. It complements authentication and accounting services for a complete AAA solution.

Premium Software License

- ▶ By default, the x550 Series offers a comprehensive Layer 2 and basic Layer 3 feature set that includes static routing and IPv6 management features. The feature set can easily be elevated to full Layer 3 by applying the premium software license. This adds dynamic routing protocols and Layer 3 multicasting capabilities.

VLAN Access Control List (ACLs)

- ▶ ACLs simplify access and traffic control across entire segments of the network. They can be applied to a VLAN as well as a specific port.

Software Defined Networking (SDN)

- ▶ OpenFlow is a key technology that enables the use of SDN to build smart applications that unlock value and reduce cost.

Precision Time Protocol (PTP)

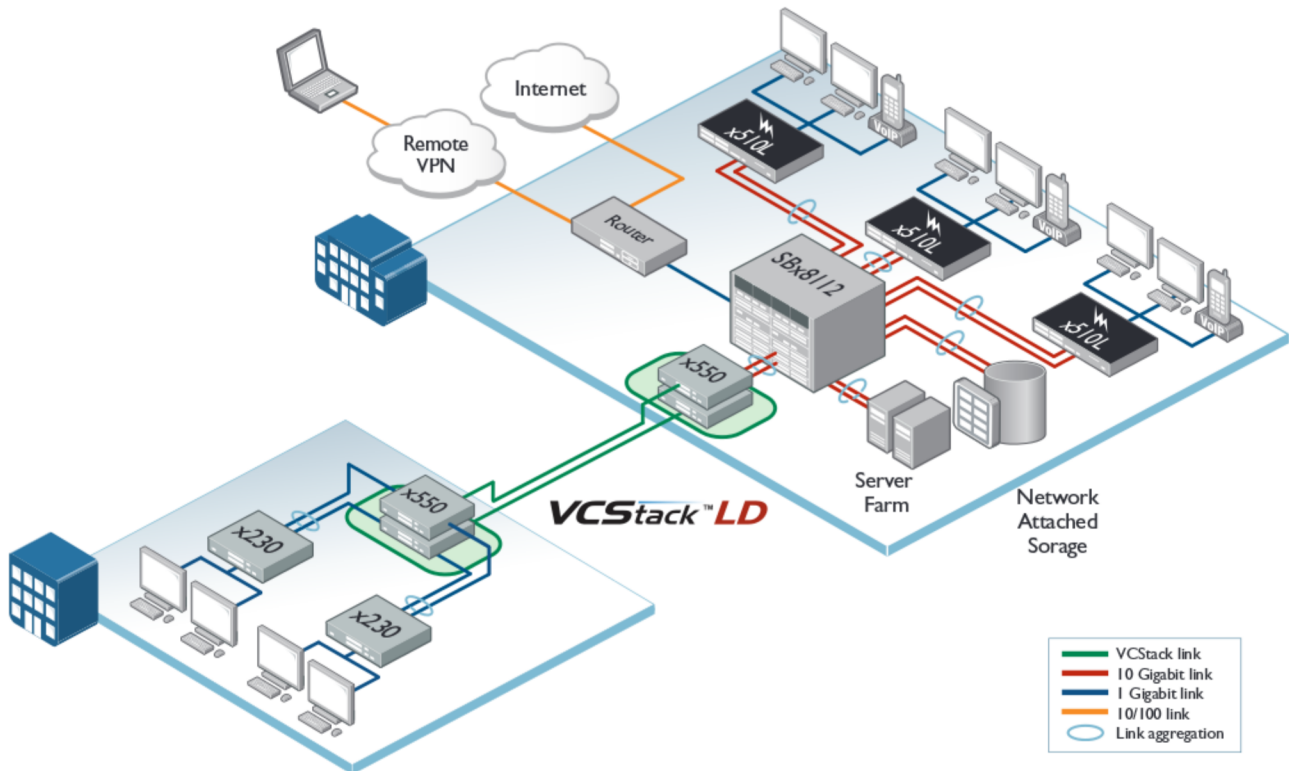
- ▶ PTP (IEEE 1588v2) synchronizes clocks throughout the network with micro-second accuracy, supporting industrial automation and control systems.

Multi-speed Ports

- ▶ Copper ports on the x550-18XSPQm support 2.5 and 5 Gigabit connectivity to enable high-speed wireless, and the use of legacy Cat5E/6 cabling.

Key Solutions

Network Distribution



Resilient distribution switching

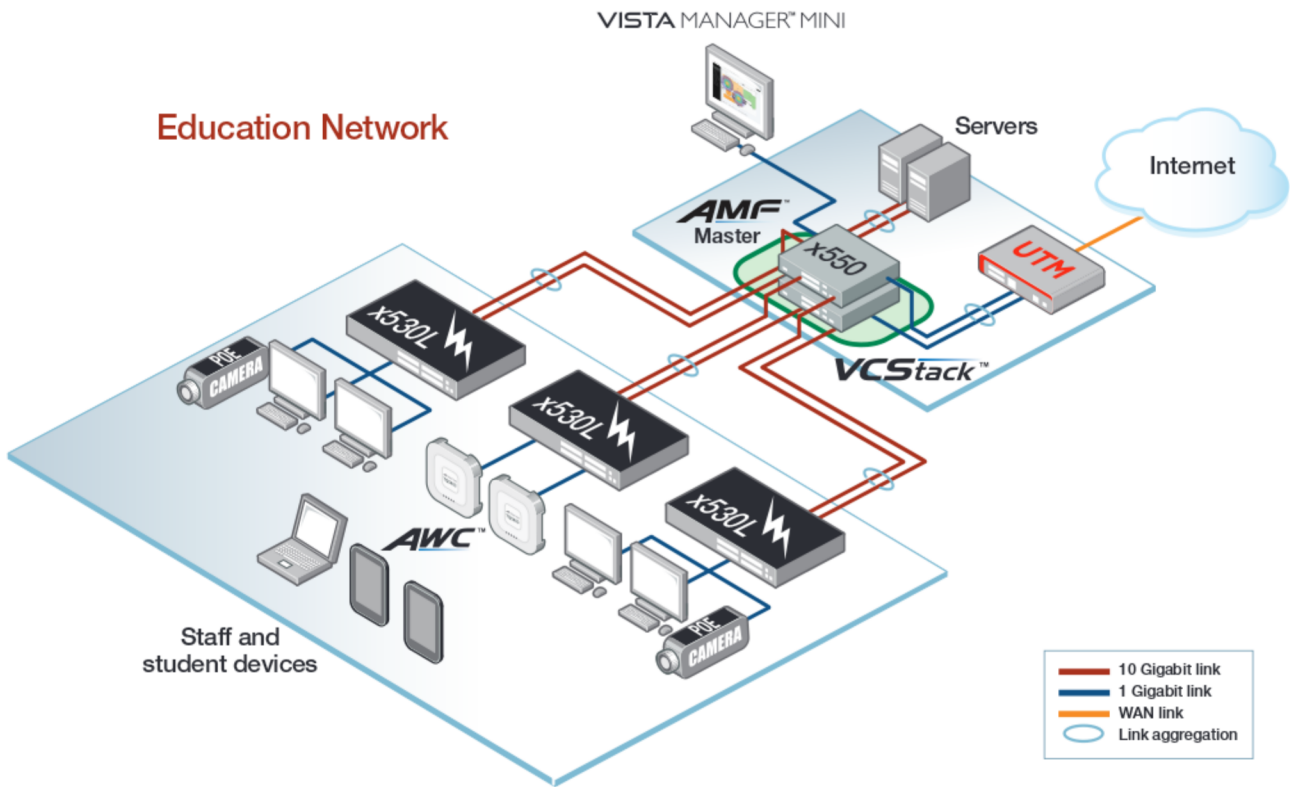
Allied Telesis x550 Series switches are ideal for distribution solutions, where resiliency and flexibility are required. In the above diagram, distribution switches utilize long-distance Virtual Chassis Stacking (VCStack-LD) to create a single virtual unit out of multiple devices. By using fiber stacking connectivity, units can be kilometers apart—perfect for a distributed environment.

When combined with link aggregation, VCStack provides a solution with no single point of failure, and which fully utilizes all available network bandwidth.

x550 switches provide a resilient and reliable distribution solution to support all networks with business-critical online resources and applications.

Key Solutions

Resilient Network Core



Resilient network core

x550 switches have the power of Virtual Chassis Stacking (VCStack), which removes any single point of failure from the network—making them perfect for small business or education solutions.

The diagram shows a pair of x550 switches in an education environment, with link aggregation between the core VCStack and servers, the firewall, and edge switches to provide resilient connectivity.

Allied Telesis edge switches connect and power access points for wireless network connectivity for staff and students, as well as IP security cameras to ensure a safe learning environment.

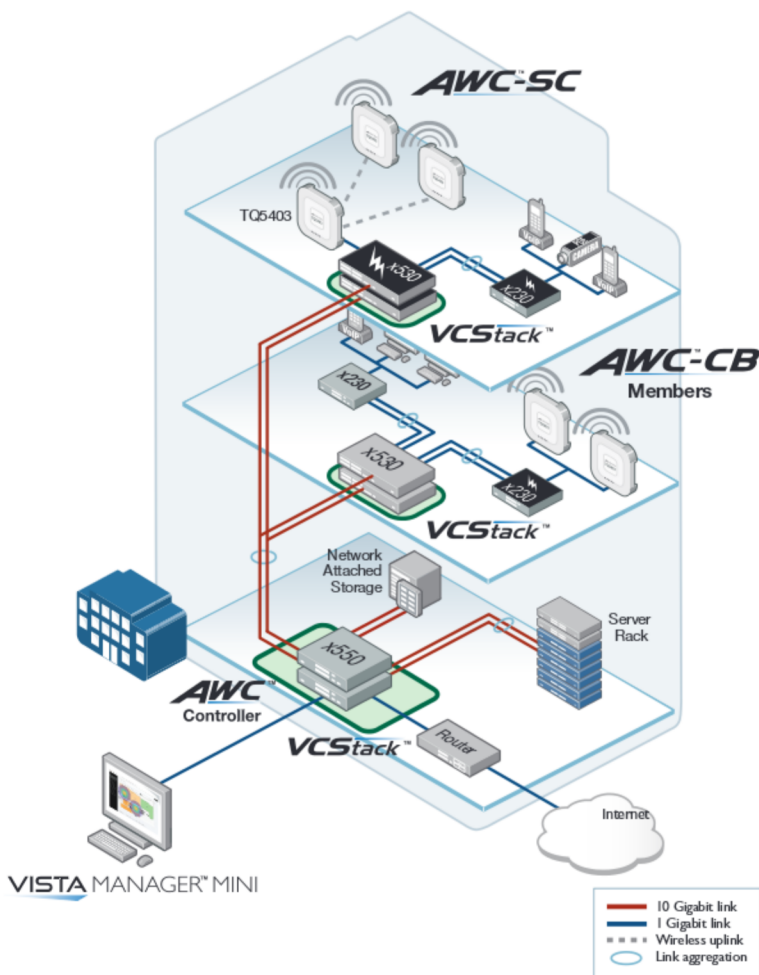
Autonomous Management Framework (AMF) simplifies and automates many day to day administration tasks, easing the burden of network management. The x550 switches act as the AMF master, automatically backing up the entire network, and providing plug-and-play network growth and zero-touch unit replacement.

Autonomous Wave Control (AWC) automatically optimizes the wireless network to maximize performance, and minimize interference.

Vista Manager mini provides integrated management of the AWC wireless network, with floor and heat maps enabling performance monitoring.

Key Solutions

Integrated wireless LAN management



Allied Telesis Autonomous Wave Controller (AWC) offers solutions for two of the most common problems with Wireless LANs: initial setup complexity and on-going performance degradation. Initial WLAN set-up usually requires a site survey to achieve the best coverage; and performance of WLANs can often change over time as external sources of radio interference reduce coverage and bandwidth. These issues can be time-consuming to identify and resolve.

AWC features an intelligent process that automatically recalibrates the signal strength and radio channel of each Access Point (AP) for optimal WLAN performance.

AWC Smart Connect (AWC-SC) uses wireless uplink connections between APs, so deployment is as easy as plugging in and powering on the new APs, which automatically extend the Wi-Fi network, creating a resilient solution.

Vista Manager mini is integrated into the Device GUI of the x550 Series and provides an ideal solution for modern enterprise networks, enabling management of both the wired (with AMF) and wireless (with AWC) networks to be automated. This reduces both the time and cost of network administration, as well as maximizing network performance for a superior user experience.

Up to 5 TQ Series wireless APs can be managed for free, and up to a further 40 APs (max 45) with feature licenses, available separately.

On some AP models, hybrid channel blanket enables multi-channel and single-channel WiFi operation simultaneously. This supports seamless roaming and maximum throughput. Channel Blanket licenses are available for up to 40 APs. For plug-and-play wireless deployment AWC-SC licenses are available for up to 40 APs.

Specifications

PRODUCT	1G/10G (RJ-45) COPPER PORTS	1G/2.5G/5G/10G (RJ-45) COPPER PORTS	1G/10G SFP+ PORTS	40G QSFP PORTS	MAX POE+ ENABLED PORTS	SWITCHING FABRIC	FORWARDING RATE
x550-18XTQ	16	-	-	2	-	480Gbps	357.1Mpps
x550-18XSQ	-	-	16	2	-	480Gbps	357.1Mpps
x550-18XSPQm	-	8	8	2	8	480Gbps	357.1Mpps

Performance

- ▶ 160Gbps of stacking bandwidth
- ▶ Supports jumbo frames
 - 12.3KB at 1G, 10G, 40G
 - 6.5KB at 2.5G
 - 10.0KB at 5G
- ▶ Wirespeed multicasting
- ▶ 4094 configurable VLANs
- ▶ Up to 16K MAC addresses
- ▶ Up to 256 multicast entries
- ▶ Up to 128 Link Aggregation Groups (LAGS) - any combination of static and dynamic (LACP)
- ▶ 1024MB DDR SDRAM, 1024MB flash memory
- ▶ Packet buffer memory: 4MB

Reliability

- ▶ Modular AlliedWare Plus™ operating system
- ▶ Full environmental monitoring of PSUs, fans, temperature and internal voltages. SNMP traps alert network managers in case of any failure

Power Characteristics

- ▶ AC voltage: 90 to 260V (auto-ranging)
- ▶ Frequency: 47 to 63Hz

Expandability

- ▶ Stack up to four units in a VcStack
- ▶ Premium license option for additional features

Flexibility and Compatibility

- ▶ 10G SFP+ ports will support any combination of Allied Telesis 1000Mbps SFP and 10GbE SFP+ modules and direct attach cables listed in this document under Ordering Information
- ▶ Stacking ports can be configured from 10G or 40G ports
- ▶ Port speed and duplex configuration can be set manually or by auto-negotiation

Diagnostic Tools

- ▶ Active Fiber Monitoring detects tampering on optical links
- ▶ Built-In Self Test (BIST)
- ▶ Cable fault locator (TDR)
- ▶ Find-me device locator
- ▶ Automatic link flap detection and port shutdown
- ▶ Optical Digital Diagnostic Monitoring (DDM)
- ▶ Ping polling for IPv4 and IPv6
- ▶ Port mirroring
- ▶ TraceRoute for IPv4 and IPv6
- ▶ Uni-Directional Link Detection (UDLD)

IPv4 Features

- ▶ Black hole routing
- ▶ Directed broadcast forwarding
- ▶ DNS relay
- ▶ Equal Cost Multi Path (ECMP) routing
- ▶ Policy-based routing

- ▶ Route redistribution (OSPF, RIP, BGP)
- ▶ Static unicast and multicast routing for IPv4
- ▶ UDP broadcast helper (IP helper)

IPv6 Features

- ▶ DHCPv6 client and relay
- ▶ DNSv6 client and relay
- ▶ IPv4 and IPv6 dual stack
- ▶ IPv6 aware storm protection and QoS
- ▶ IPv6 hardware ACLs
- ▶ Device management over IPv6 networks with SNMPv6, Telnetv6 and SSHv6
- ▶ NTPv6 client and server
- ▶ Static unicast and multicast routing for IPv6
- ▶ Log to IPv6 hosts with Syslog v6

Management

- ▶ Front panel 7-segment LED provides at-a-glance status and fault information
- ▶ Allied Telesis Autonomous Management Framework (AMF) enables powerful centralized management and zero-touch device installation and recovery
- ▶ Console management port on the front panel for ease of access
- ▶ Eco-friendly mode allows ports and LEDs to be disabled to save power
- ▶ Web-based Graphical User Interface (GUI)
- ▶ Industry-standard CLI with context-sensitive help
- ▶ Powerful CLI scripting engine
- ▶ Comprehensive SNMP MIB support for standards-based device management
- ▶ Built-in text editor
- ▶ Event-based triggers allow user-defined scripts to be executed upon selected system events
- ▶ USB interface allows software release files, configurations and other files to be stored for backup and distribution to other devices

Quality of Service

- ▶ 8 priority queues with a hierarchy of high priority queues for real time traffic, and mixed scheduling, for each switch port
- ▶ Limit bandwidth per port or per traffic class down to 64kbps
- ▶ Wirespeed traffic classification with low latency essential for VoIP and real-time streaming media applications
- ▶ IPv6 QoS support
- ▶ Policy-based QoS based on VLAN, port, MAC and general packet classifiers
- ▶ Policy-based storm protection
- ▶ Extensive remarking capabilities
- ▶ Taildrop for queue congestion control
- ▶ Queue scheduling options for strict priority, weighted round robin or mixed scheduling
- ▶ Type of Service (ToS) IP precedence and DiffServ marking based on layer 2, 3 and 4 headers

Resiliency Features

- ▶ Control Plane Prioritization (CPP) ensures the CPU always has sufficient bandwidth to process network control traffic
- ▶ Dynamic link failover (host attach)
- ▶ EPSRing (Ethernet Protection Switched Rings) with SuperLoop Protection (SLP) and enhanced recovery for extra resiliency
- ▶ Flexi-stacking - use any port speed to stack: 10G fiber, 10G copper or 40G fiber
- ▶ Long-Distance VcStack over fiber with 10G SFP+ modules or 40G QSFP+ modules (LD-VcStack)
- ▶ Loop protection: loop detection and thrash limiting
- ▶ PVST+ compatibility mode
- ▶ STP root guard
- ▶ VcStack fast failover minimizes network disruption

Security Features

- ▶ Access Control Lists (ACLs) based on layer 3 and 4 headers
- ▶ ACL Groups enable multiple hosts/ports to be included in a single ACL, reducing configuration
- ▶ Auth fail and guest VLANs
- ▶ Authentication, Authorisation and Accounting (AAA)
- ▶ Bootloader can be password protected for device security
- ▶ BPDU protection
- ▶ DHCP snooping, IP source guard and Dynamic ARP Inspection (DAI)
- ▶ DoS attack blocking and virus throttling
- ▶ Dynamic VLAN assignment
- ▶ MAC address filtering and MAC address lock-down
- ▶ Network Access and Control (NAC) features manage endpoint security
- ▶ Port-based learn limits (intrusion detection)
- ▶ Private VLANs provide security and port isolation for multiple customers using the same VLAN
- ▶ Secure Copy (SCP)
- ▶ Secure File Transfer Protocol (SFTP) client
- ▶ Strong password security and encryption
- ▶ Tri-authentication: MAC-based, web-based and IEEE 802.1x
- ▶ Web-based authentication

Software Defined Networking

- ▶ OpenFlow v1.3 including support for connection interruption, control plane encryption and inactivity probe

Environmental Specifications

- ▶ Operating temperature range: 0°C to 45°C (32°F to 113°F)
Derated by 1°C per 305 meters (1,000 ft)
- ▶ Storage temperature range: -25°C to 70°C (-13°F to 158°F)
- ▶ Operating relative humidity range: 5% to 90% non-condensing
- ▶ Storage relative humidity range: 5% to 95% non-condensing

x550 Series | Stackable 10 Gigabit Intelligent Switches

▶ Operating altitude:
3,048 meters maximum (10,000 ft)

▶ Immunity: EN55024, EN61000-3-levels 2 (Harmonics), and 3 (Flicker) – AC models only

▶ Certification: UL, cUL, TUV

Electrical Approvals and Compliances

▶ EMC: EN55022 class A, FCC class A, VCCI class A, ICES-003 class A

Safety

▶ Standards: UL60950-1, CAN/CSA-C22.2 No. 60950-1-03, EN60950-1, EN60825-1, AS/NZS 60950.1

Restrictions on Hazardous Substances (RoHS) Compliance

▶ EU RoHS compliant
▶ China RoHS compliant

Physical Specifications

PRODUCT	WIDTH	DEPTH	HEIGHT	WEIGHT
x550-18XTQ	210 mm (8.3 in)	346 mm (13.6 in)	44 mm (1.7 in)	3.1 kg (6.85 lb)
x550-18XSQ	210 mm (8.3 in)	346 mm (13.6 in)	44 mm (1.7 in)	3.2 kg (7.00 lb)
x550-18XSPQm	440 mm (17.3 in)	260 mm (10.2 in)	44 mm (1.7 in)	4.2 kg (9.15 lb)

Power Characteristics

PRODUCT	NO POE LOAD			FULL POE+ LOAD			MAX POE POWER	MAX POE+ PORTS AT 30W PER PORT
	MAX POWER CONSUMPTION	MAX HEAT DISSIPATION	NOISE	MAX POWER CONSUMPTION	MAX HEAT DISSIPATION	NOISE		
x550-18XTQ	128W	436 BTU/h	50 dBA	-	-	-	-	-
x550-18XSQ	111W	378 BTU/h	46 dBA	-	-	-	-	-
x550-18XSPQm	99W	338 BTU/h	47 dBA	391W	1334 BTU/h	47 dBA	240W	8

Latency (Microseconds)

PRODUCT	PORT SPEED		
	1GBPS	10GBPS	40GBPS
x550-18XTQ	3.9µs	3.0µs	2.2µs
x550-18XSQ	3.9µs	3.0µs	2.2µs
x550-18XSPQm	3.8µs	3.0µs	2.3µs

Standards and Protocols

RFC 4893 BGP support for four-octet AS number space
RFC 5065 Autonomous system confederations for BGP

IEEE 802.3ab1000BASE-T
IEEE 802.3ae10 Gigabit Ethernet
IEEE 802.3af Power over Ethernet (PoE)
IEEE 802.3an10GBASE-T
IEEE 802.3at Power over Ethernet Plus (PoE+)
IEEE 802.3az Energy Efficient Ethernet (EEE)
IEEE 802.3ba40GBASE-X
IEEE 802.3bz2.5GBASE-T and 5GBASE-T
IEEE 802.3x Flow control - full-duplex operation
IEEE 802.3z 1000BASE-X
IEEE 1588v2 Precision clock synchronization protocol v2

AlliedWare Plus Operating System

Version 5.5.0-2

Authentication

RFC 1321 MD5 Message-Digest algorithm
RFC 1828 IP authentication using keyed MD5

Border Gateway Protocol (BGP)

BGP dynamic capability
BGP outbound route filtering
RFC 1172 Application of the Border Gateway Protocol (BGP) in the Internet
RFC 1997 BGP communities attribute
RFC 2385 Protection of BGP sessions via the TCP MD5 signature option
RFC 2439 BGP route flap damping
RFC 2545 Use of BGP-4 multiprotocol extensions for IPv6 inter-domain routing
RFC 2858 Multiprotocol extensions for BGP-4
RFC 2918 Route refresh capability for BGP-4
RFC 3392 Capabilities advertisement with BGP-4
RFC 3882 Configuring BGP to block Denial-of-Service (DoS) attacks
RFC 4271 Border Gateway Protocol 4 (BGP-4)
RFC 4360 BGP extended communities
RFC 4456 BGP route reflection - an alternative to full mesh iBGP
RFC 4724 BGP graceful restart

Cryptographic Algorithms

FIPS Approved Algorithms

Encryption (Block Ciphers):

- ▶ AES (ECB, CBC, CFB and OFB Modes)
- ▶ 3DES (ECB, CBC, CFB and OFB Modes)

Block Cipher Modes:

- ▶ CCM, CMAC, GCM, XTS

Digital Signatures & Asymmetric Key Generation:

- ▶ DSA, ECDSA, RSA

Secure Hashing:

- ▶ SHA-1
- ▶ SHA-2 (SHA-224, SHA-256, SHA-384, SHA-512)

Message Authentication:

- ▶ HMAC (SHA-1, SHA-2(224, 256, 384, 512))

Random Number Generation:

- ▶ DRBG (Hash, HMAC and Counter)

Non FIPS Approved Algorithms

RNG (AES128/192/256)
DES
MD5

Ethernet

IEEE 802.2 Logical Link Control (LLC)
IEEE 802.3 Ethernet

IPv4 Features

RFC 768 User Datagram Protocol (UDP)
RFC 791 Internet Protocol (IP)
RFC 792 Internet Control Message Protocol (ICMP)
RFC 793 Transmission Control Protocol (TCP)
RFC 826 Address Resolution Protocol (ARP)
RFC 894 Standard for the transmission of IP datagrams over Ethernet networks
RFC 919 Broadcasting Internet datagrams
RFC 922 Broadcasting Internet datagrams in the presence of subnets
RFC 932 Subnetwork addressing scheme
RFC 950 Internet standard subnetting procedure
RFC 951 Bootstrap Protocol (BootP)
RFC 1027 Proxy ARP
RFC 1035 DNS client
RFC 1042 Standard for the transmission of IP datagrams over IEEE 802 networks

RFC 10/1 Computing the Internet checksum
 RFC 1122 Internet host requirements
 RFC 1191 Path MTU discovery
 RFC 1256 ICMP router discovery messages
 RFC 1518 An architecture for IP address allocation with CIDR
 RFC 1519 Classless Inter-Domain Routing (CIDR)
 RFC 1542 Clarifications and extensions for BootP
 RFC 1591 Domain Name System (DNS)
 RFC 1812 Requirements for IPv4 routers
 RFC 1918 IP addressing
 RFC 2581 TCP congestion control

IPv6 Features

RFC 1981 Path MTU discovery for IPv6
 RFC 2460 IPv6 specification
 RFC 2464 Transmission of IPv6 packets over Ethernet networks
 RFC 2711 IPv6 router alert option
 RFC 3484 Default address selection for IPv6
 RFC 3587 IPv6 global unicast address format
 RFC 3596 DNS extensions to support IPv6
 RFC 4007 IPv6 scoped address architecture
 RFC 4193 Unique local IPv6 unicast addresses
 RFC 4213 Transition mechanisms for IPv6 hosts and routers
 RFC 4291 IPv6 addressing architecture
 RFC 4443 Internet Control Message Protocol (ICMPv6)
 RFC 4861 Neighbor discovery for IPv6
 RFC 4862 IPv6 Stateless Address Auto-Configuration (SLAAC)
 RFC 5014 IPv6 socket API for source address selection
 RFC 5095 Deprecation of type 0 routing headers in IPv6
 RFC 5175 IPv6 Router Advertisement (RA) flags option
 RFC 6105 IPv6 Router Advertisement (RA) guard

Management

AMF MIB and SNMP traps
 AT Enterprise MIB
 SNMPv1, v2c and v3
 IEEE 802.1AB Link Layer Discovery Protocol (LLDP)
 RFC 1155 Structure and identification of management information for TCP/IP-based Internets
 RFC 1157 Simple Network Management Protocol (SNMP)
 RFC 1212 Concise MIB definitions
 RFC 1213 MIB for network management of TCP/IP-based Internets: MIB-II
 RFC 1215 Convention for defining traps for use with the SNMP
 RFC 1227 SNMP MUX protocol and MIB
 RFC 1239 Standard MIB
 RFC 1724 RIPv2 MIB extension
 RFC 2578 Structure of Management Information v2 (SMIPv2)
 RFC 2579 Textual conventions for SMIPv2
 RFC 2580 Conformance statements for SMIPv2
 RFC 2674 Definitions of managed objects for bridges with traffic classes, multicast filtering and VLAN extensions
 RFC 2741 Agent extensibility (AgentX) protocol
 RFC 2787 Definitions of managed objects for VRRP
 RFC 2819 RMON MIB (groups 1, 2, 3 and 9)
 RFC 2863 Interfaces group MIB
 RFC 3176 sFlow: a method for monitoring traffic in switched and routed networks
 RFC 3411 An architecture for describing SNMP management frameworks
 RFC 3412 Message processing and dispatching for the SNMP
 RFC 3413 SNMP applications
 RFC 3414 User-based Security Model (USM) for SNMPv3
 RFC 3415 View-based Access Control Model (VACM) for SNMP
 RFC 3416 Version 2 of the protocol operations for the SNMP
 RFC 3417 Transport mappings for the SNMP
 RFC 3418 MIB for SNMP

RFC 3635 Definitions of managed objects for the Ethernet-like interface types
 RFC 3636 IEEE 802.3 MAU MIB
 RFC 4022 MIB for the Transmission Control Protocol (TCP)
 RFC 4113 MIB for the User Datagram Protocol (UDP)
 RFC 4188 Definitions of managed objects for bridges
 RFC 4292 IP forwarding table MIB
 RFC 4293 MIB for the Internet Protocol (IP)
 RFC 4318 Definitions of managed objects for bridges with RSTP
 RFC 4560 Definitions of managed objects for remote ping, traceroute and lookup operations
 RFC 5424 Syslog protocol
 RFC 6527 Definitions of managed objects for VRRPv3

Multicast Support

Bootstrap Router (BSR) mechanism for PIM-SM
 IGMP query solicitation
 IGMP snooping (IGMPv1, v2 and v3)
 IGMP snooping fast-leave
 IGMP/MLD multicast forwarding (IGMP/MLD proxy)
 MLD snooping (MLDv1 and v2)
 PIM for IPv6 and PIM SSM for IPv6
 RFC 1112 Host extensions for IP multicasting (IGMPv1)
 RFC 2236 Internet Group Management Protocol v2 (IGMPv2)
 RFC 2710 Multicast Listener Discovery (MLD) for IPv6
 RFC 2715 Interoperability rules for multicast routing protocols
 RFC 3306 Unicast-prefix-based IPv6 multicast addresses
 RFC 3376 IGMPv3
 RFC 3810 Multicast Listener Discovery v2 (MLDv2) for IPv6
 RFC 3956 Embedding the Rendezvous Point (RP) address in an IPv6 multicast address
 RFC 3973 PIM Dense Mode (DM)
 RFC 4541 IGMP and MLD snooping switches
 RFC 4601 Protocol Independent Multicast - Sparse Mode (PIM-SM): protocol specification (revised)
 RFC 4604 Using IGMPv3 and MLDv2 for source-specific multicast
 RFC 4607 Source-specific multicast for IP

Open Shortest Path First (OSPF)

OSPF link-local signaling
 OSPF MD5 authentication
 Out-of-band LSDB resync
 RFC 1245 OSPF protocol analysis
 RFC 1246 Experience with the OSPF protocol
 RFC 1370 Applicability statement for OSPF
 RFC 1765 OSPF database overflow
 RFC 2328 OSPFv2
 RFC 2370 OSPF opaque LSA option
 RFC 2740 OSPFv3 for IPv6
 RFC 3101 OSPF Not-So-Stubby Area (NSSA) option
 RFC 3509 Alternative implementations of OSPF area border routers
 RFC 3623 Graceful OSPF restart
 RFC 3630 Traffic engineering extensions to OSPF
 RFC 4552 Authentication/confidentiality for OSPFv3
 RFC 5329 Traffic engineering extensions to OSPFv3
 RFC 5340 OSPFv3 for IPv6 (partial support)

Quality of Service (QoS)

IEEE 802.1p Priority tagging
 RFC 2211 Specification of the controlled-load network element service
 RFC 2474 DiffServ precedence for eight queues/port
 RFC 2475 DiffServ architecture
 RFC 2597 DiffServ Assured Forwarding (AF)
 RFC 2697 A single-rate three-color marker
 RFC 2698 A two-rate three-color marker
 RFC 3246 DiffServ Expedited Forwarding (EF)

Resiliency Features

IEEE 802.1AX Link aggregation (static and LACP)
 IEEE 802.1D MAC bridges

IEEE 802.1s Multiple Spanning Tree Protocol (MSTP)
 IEEE 802.1w Rapid Spanning Tree Protocol (RSTP)
 IEEE 802.3ad Static and dynamic link aggregation
 RFC 5798 Virtual Router Redundancy Protocol version 3 (VRRPv3) for IPv4 and IPv6

Security Features

SSH remote login
 SSLv2 and SSLv3
 TACACS+ Accounting, Authentication, Authorization (AAA)
 IEEE 802.1X Authentication protocols (TLS, TTLS, PEAP and MD5)
 IEEE 802.1X Multi-suplicant authentication
 IEEE 802.1X Port-based network access control
 RFC 2560 X.509 Online Certificate Status Protocol (OCSP)
 RFC 2818 H1 IP over TLS ("H1 IPS")
 RFC 2865 RADIUS authentication
 RFC 2866 RADIUS accounting
 RFC 2868 RADIUS attributes for tunnel protocol support
 RFC 2986 PKCS #10: certification request syntax specification v1.7
 RFC 3546 Transport Layer Security (TLS) extensions
 RFC 3579 RADIUS support for Extensible Authentication Protocol (EAP)
 RFC 3580 IEEE 802.1X RADIUS usage guidelines
 RFC 3748 PPP Extensible Authentication Protocol (EAP)
 RFC 4251 Secure Shell (SSHv2) protocol architecture
 RFC 4252 Secure Shell (SSHv2) authentication protocol
 RFC 4253 Secure Shell (SSHv2) transport layer protocol
 RFC 4254 Secure Shell (SSHv2) connection protocol
 RFC 5246 Transport Layer Security (TLS) v1.2
 RFC 5280 X.509 certificate and Certificate Revocation List (CRL) profile
 RFC 5425 Transport Layer Security (TLS) transport mapping for Syslog
 RFC 5656 Elliptic curve algorithm integration for SSH
 RFC 6125 Domain-based application service identity within PKI using X.509 certificates with TLS
 RFC 6614 Transport Layer Security (TLS) encryption for RADIUS
 RFC 6668 SHA-2 data integrity verification for SSH

Services

RFC 854 Telnet protocol specification
 RFC 855 Telnet option specifications
 RFC 857 Telnet echo option
 RFC 858 Telnet suppress go ahead option
 RFC 1091 Telnet terminal-type option
 RFC 1350 Trivial File Transfer Protocol (TFTP) RFC 1985 SMIP service extension
 RFC 2049 MIME
 RFC 2131 DHCPv4 (server, relay and client)
 RFC 2132 DHCP options and BootP vendor extensions
 RFC 2616 Hypertext Transfer Protocol - HTTP/1.1
 RFC 2821 Simple Mail Transfer Protocol (SMTP)
 RFC 2822 Internet message format
 RFC 3046 DHCP relay agent information option (DHCP option 82)
 RFC 3315 DHCPv6 (server, relay and client)
 RFC 3633 IPv6 prefix options for DHCPv6
 RFC 3646 DNS configuration options for DHCPv6
 RFC 3993 Subscriber-ID suboption for DHCP relay agent option
 RFC 4330 Simple Network Time Protocol (SNTP) version 4
 RFC 5905 Network Time Protocol (NTP) version 4

VLAN Support

IEEE 802.1ad Provider bridges (VLAN stacking, Q-in-Q)
 IEEE 802.1Q Virtual LAN (VLAN) bridges
 IEEE 802.1v VLAN classification by protocol and port
 IEEE 802.3ac VLAN tagging

Voice over IP (VoIP)

LLDP-MED ANSI/TIA-1057
 Voice VLAN

x550 Series | Stackable 10 Gigabit Intelligent Switches

Feature Licenses

NAME	DESCRIPTION	INCLUDES	STACK LICENSING
AT-FL-x550-01	x550 premium license	<ul style="list-style-type: none"> ▶ BGP4 (256 routes) ▶ RIP (256 routes) ▶ OSPF (256 routes) ▶ PIMv4-SM, DM and SSM ▶ EPSR master ▶ VLAN double tagging (Q-in-Q) ▶ RIPng (256 routes) ▶ OSPFv3 (256 routes) ▶ MLDv1 and v2 ▶ PIMv6-SM ▶ UDLD 	▶ One license per stack member
AT-FL-x550-AM20-1YR	AMF Master license	▶ AMF Master 20 nodes for 1 year	▶ One license per stack
AT-FL-x550-AM20-5YR	AMF Master license	▶ AMF Master 20 nodes for 5 years	▶ One license per stack
AT-FL-x550-AM40-1YR	AMF Master license	▶ AMF Master 40 nodes for 1 year	▶ One license per stack
AT-FL-x550-AM40-5YR	AMF Master license	▶ AMF Master 40 nodes for 5 years	▶ One license per stack
AT-FL-x550-AWC40-1YR ¹	AWC license	▶ Wireless Controller license for up to 40 access points for 1 year	▶ One license per stack
AT-FL-x550-AWC40-5YR ¹	AWC license	▶ Wireless Controller license for up to 40 access points for 5 years	▶ One license per stack
AT-FL-x550-CB40-1YR ²	AWC-CB license	▶ AWC-Channel Blanket license for up to 40 access points for 1 year	▶ One license per stack
AT-FL-x550-CB40-5YR ²	AWC-CB license	▶ AWC-Channel Blanket license for up to 40 access points for 5 years	▶ One license per stack
AT-FL-x550-SC40-1YR ³	AWC-SC license	▶ AWC-Smart Connect license for up to 40 access points for 1 year	▶ One license per stack
AT-FL-x550-SC40-5YR ³	AWC-SC license	▶ AWC-Smart Connect license for up to 40 access points for 5 years	▶ One license per stack
AT-FL-x550-OF13-1YR	OpenFlow license	▶ OpenFlow v1.3 for 1 year	▶ Not supported
AT-FL-x550-OF13-5YR	OpenFlow license	▶ OpenFlow v1.3 for 5 years	▶ Not supported
AT-FL-x550-8032	ITU-T G.8032 license	<ul style="list-style-type: none"> ▶ G.8032 ring protection ▶ Ethernet CFM 	▶ One license per stack member
AT-FL-x550-CPOE	Continuous PoE license	▶ Continuous PoE power for XSPQm model**	▶ One license per stack member

¹ Five APs can be managed for free. Add an additional 40 APs with an AWC license

² Channel Blanket is not available as a free service. Both an AWC-CB license and an AWC license are required for Channel Blanket to operate. This feature is supported on TQ5403 and TQ5403e access points

³ Smart Connect is not available as a free service. Both an AWC-SC license and an AWC license are required for Smart Connect to operate. This feature is supported on TQ5403, TQ5403e and TQm5403 access points



Ordering Information

Switches

Model availability can vary between regions. Please check our website to see which models are available in your region.

AT-x550-18XTQ-xx

16-port 1G/10G BaseT stackable switch with 2 QSFP ports

AT-x550-18XSQ-xx

16-port 1G/10G SFP+ stackable switch with 2 QSFP ports

AT-x550-18XSPQm-xx

8-port 1G/2.5G/5G/10G BaseT PoE+ and 8-port 1G/10G SFP+ stackable switch with 2 QSFP ports

Note: switches ship with 19-inch rack mount brackets

AT-RKMT-J15

Rack mount kit to install two XTQ and/or XSQ devices side by side in a 19-inch equipment rack

Where xx = 10 for US power cord
20 for no power cord
30 for UK power cord
40 for Australian power cord
50 for European power cord

40GbE QSFP Modules

AT-QSFPLR4

40GLR4 1310 nm medium-haul, 10 km with SMF

AT-QSFPSR4

40GSR4 850 nm short-haul up to 150 m with MMF

AT-QSFP1CU

QSFP+ copper cable 1m

AT-QSFP3CU

QSFP+ copper cable 3m

Breakout Cables

For 4 x 10G connections

AT-QSFP-4SFP10G-3CU

QSFP to 4 x SFP+ breakout direct attach cable (3 m)

AT-QSFP-4SFP10G-5CU

QSFP to 4 x SFP+ breakout direct attach cable (5 m)

10GbE SFP+ Modules

AT-SP10SR

10GSR 850 nm short-haul, 300 m with MMF

AT-SP10SR/I

10GSR 850 nm short-haul, 300 m with MMF industrial temperature

AT-SP10LRM

10GLRM 1310 nm short-haul, 220 m with MMF

AT-SP10LR

10GLR 1310 nm medium-haul, 10 km with SMF

AT-SP10LR/I

10GLR 1310 nm medium-haul, 10 km with SMF industrial temperature

AT-SP10LR20/I

10GER 1310 nm long-haul, 20 km with SMF industrial temperature

AT-SP10ER40/I

10GER 1310 nm long-haul, 40 km with SMF industrial temperature

AT-SP10ZR80/I

10GER 1550 nm long-haul, 80 km with SMF industrial temperature

AT-SP10T

10GBase-T 20 m copper ^{4,5}

AT-SP10TW1

1 meter SFP+ direct attach cable

AT-SP10TW3

3 meter SFP+ direct attach cable

1000Mbps SFP Modules

AT-SPTXa

1000T 100 m copper

AT-SPSX

1000SX GbE multi-mode 850 nm fiber up to 550 m

AT-SPEX

1000X GbE multi-mode 1310 nm fiber up to 2 km

AT-SPLX10

1000LX GbE single-mode 1310 nm fiber up to 10 km

AT-SPLX10/I

1000LX GbE single-mode 1310 nm fiber up to 10 km industrial temperature

AT-SPLX40

1000LX GbE single-mode 1310 nm fiber up to 40 km

Note that any Allied Telesis 40G or 10G module or direct attach cable can also be used for stacking. Stacking is also supported using the 10G RJ45 copper ports.

⁴ Using Cat 6a/7 cabling

⁵ Up to 100 m running at 1G